



INDIVIDUAL LEARNING SPACES



HOW DOES A2S FIND THE FITTING SOLUTION?

WHEN EQUIPPING EDUCATIONAL INSTITUTION, WE FIRST
LOOK AT **THE PEDAGOGICAL CONCEPT** BEHIND IT.
FROM THERE, WE HONE IN ON AND REFINE THE BEST APPROACH.

NEXT, **THE FORMS OF LEARNING** TELL US A LOT.
THEY PROVIDE THE DIRECTION FOR THE STRUCTURE
OF THE SPATIAL LEARNING ENVIRONMENT:

THE LEARNING LOCATION.

ONLY ONCE WE HAVE SURVEYED THESE CONDITIONS DO WE
CREATE THE FIRST **ROOM CONCEPTS** FOR COORDINATION
WITH OUR CLIENTS. THIS PROCEDURE HELPS US FIND THE
RIGHT SOLUTION FOR EVERY SITUATION SYSTEMATICALLY.

AND ONLY THE VERY LAST STEP DRAWS THE
LOGICAL CONSEQUENCE OF THE STRATEGY
AND RESULTS IN THE DECISION

FOR THE PERFECT

PRODUCT



„No method is more constructive for stimulating the development of people and influencing their behaviour than to shape the environment in which they live and learn. This environment is not only defined by the room but also design, light, colours, smells, and sounds. However, the designed environment is primarily defined by the people who create the social climate and culture of life together.

Children need rooms to help them regulate their excitement and relaxation. A sensibly designed environment is therefore relaxed and stimulating at the same time and provides both activating and calming stimuli. It welcomes the guest who enters as a whole human being. There is time, space, and material for curiosity, the need for interaction and community, for expression and design, as well as for structure and guidance in order to pursue personal and/or joint goals.“

(sbw House of Learning)

„THE OTHER CHILDREN ARE THE FIRST PEDAGOGUE.
TEACHERS ARE THE SECOND PEDAGOGUE.
THE ROOM IS THE THIRD PEDAGOGUE.“

(Loris Malaguzzi)

WE DO NOT LEARN JUST WITH OUR BRAINS.

For 80 years, A2S has been helping schools, pedagogues, and especially children to learn. Over time, the formerly classical school furniture has changed following integrated interior design concepts. The valuable know-how acquired over the years is reflected in well thought-out, flexible design ideas which have one main goal: to give students and teachers the needed free space and inspiration for learning. The requirements for all-day class work, inclusion, and integration are also covered.

This brochure is supposed to give you ideas for the design and furnishing of rooms for various learning concepts. We would be happy if we were able to inspire you and then learn even more from and with you.

Yours,

Silke Stegner

Director of Marketing and Sales

6

LEARNING ROOMS

CAFETERIA

34

40

TEACHER'S
WORK AREAS

52

CONTENTS

LEARNING ROOMS

Introduction	6
Multi-function room didacta 2017	8
Multi-function room, Secondary school	10
Multi-age-group learning, Secondary school	14
Multi-age-group learning, Elementary school	16
Cluster, comprehensive school	18
Interview with Gerald Hüther	21

SELF-LEARNING CENTRE

Introduction	22
Self-learning centre didacta 2017	24
Atrium, vocational school	26
Learning landscape, secondary school ...	28
Remodeling, secondary school	30
Hallway/group rooms, secondary school	32

CAFETERIA

Introduction	34
Cafeteria, secondary school	36
Cafeteria & assembly hall, vocational college	38

TEACHER'S WORK AREAS

Introduction	40
Teacher's lounge didacta 2017	42
Teacher's lounge with meeting room, vocational college	44
Teacher's large lounge, secondary school	46
Teacher's lounge/team rooms, secondary school	48
Triple teacher's lounge, secondary school	50

PRODUCTS AND MATERIALS


Introduction	52
Product overview	54
Quality and development	58
Materials and technologies	60

LEARNING ROOMS

Learning is an individual process which works best when students have the ability to coauthor their own learning progress independently. Individual learning formats are becoming more popular. And they create ever-changing challenges for pedagogues and learning rooms alike: pedagogues are supposed to make it possible for every student to work in peace in their own way without losing sight of the overall picture; learning rooms should generally have both multi-functional equipment and specialized areas.

When designing learning rooms, A2S focuses especially on zoning and acoustics. This is to ensure that classical lecture format, group work, partner work, but also silent work, retreat, and relaxation are possible in one and the same environment.





Group work

MULTI-FUNCTION ROOM

YOU DON'T NEED A LOT OF SPACE, JUST GOOD IDEAS.

This room concept allows for all social forms: classic lecture format, group or partner work, and silent work. You can also create secluded retreat and relaxation areas. The flexible furniture has versatile uses for self-directed and competence-oriented learning. Acoustic barriers create a disturbance-free work atmosphere, especially for intensive individual work. The height allows you to keep an eye on everything even when you are behind the barriers.

The student caddies, individual or as partner caddies, give each student the possibility of storing his/her personal learning materials in the classroom. If needed, the individual student and teacher caddies can easily be combined into a practical, expandable material cart.

In order to underline the idea of mobility and ensure flexibility for all constellations, all walls were given robust, flexible wall board systems. The surfaces are either whiteboard or chalkboard.



Individual work



Partner work




Classic lecture format



The textile-covered, movable acoustic barriers permit the free, discrete zoning of the room. Their height allows you to keep an eye on everything at all times. The personal caddies for students and teachers follow you to every work station and can be linked into entire shelf units if needed.





The triangular tables, easy to move and combine, are combined with chairs with light Pagholz® seats and C-shaped frame. The double-sided caddies can be accessed by two students at the same time.



MULTIFUNCTION ROOM WITH TRIANGULAR TABLES FLEXIBLE FURNITURE ALSO CREATES AN ACTIVE MIND.

Whether classic lecture format, group or partner work - the triangular tables adapt to every instruction style because they can be rearranged quickly and easily into every possible constellation for 2 to 8 students..

In addition to the flexible triangular tables, protected IT work stations provide peace and quiet for focused internet research. The combination of caddies and acoustic barriers gives teachers the freedom to divide the room into zones for differentiated work without restricting their ability to keep an overview. A retreat and relaxation area offers space for small breaks.



Group work



Group work

MULTI-FUNCTION ROOM WITH WAVE-SHAPED TABLES

SMALL CHANGES MAKE ALL THE DIFFERENCE.

This installation variant of the previous learning room shows that merely changing details like adding organic wave edges to the tables or altering the colours of the acoustic barriers and lounge furniture can result in a completely different room atmosphere.

In addition to the flexible work places at the freely combinable wave-shaped tables, there are also fixed IT work stations.

Using material caddies and acoustic barriers, it is easy to quickly divide the room into zones for differentiated work.



Classic lecture



Silent/partner work

The eight-adjustable, single column table with a visual barrier ensures the greatest possible mobility for pedagogues. The ergonomically shaped Flex-Z provides students with maximum mobility.




COLOUR SCHEME

AGE GROUPS, ORDERED BY COLOUR.

In this model of multi-age-group learning, different learning groups are instructed by two pedagogues in one room based on proficiency levels. The colour coding based on proficiency level helps both students and teachers to orient themselves.

Flexible shelves and acoustic barriers allow for the quick and quiet creation of different zones in the room, depending on group size and instruction method. The mobile teacher work places can be pushed into the right position at any time. The pre-installed separation wall system provides the additional possibility of splitting the room into two separate classrooms if needed.



Group instruction



Flexible quarter circle shelves help structure the room. The footrest stool with simple and tool-free single-handed operation is suited for students of various body sizes.





Classic lecture format with separation



Group work



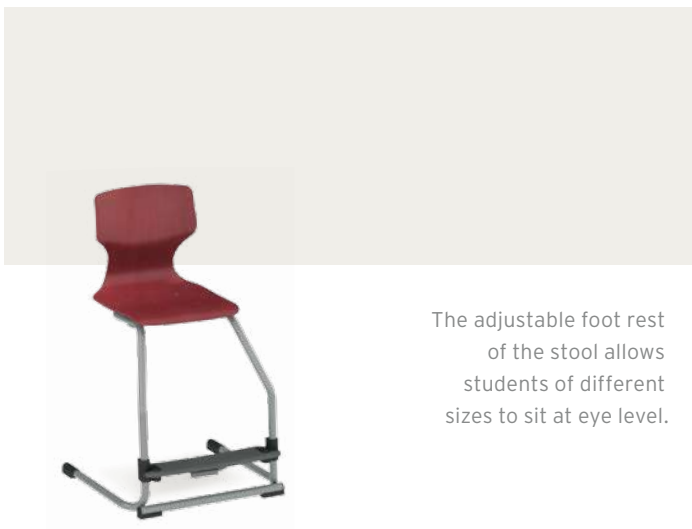
Partner work with separation



Circle seating



Partner work



The adjustable foot rest of the stool allows students of different sizes to sit at eye level.



ROOM SIZES:
 Class room 12.0 m x 8.0 m
 Spec-room large 7.5 m x 3.8 m
 Spec-room small 4.2 m x 3.3 m

MULTI-AGE-GROUP LEARNING

ONE ROOM CONCEPT FOR ALL AGE GROUPS.

Current brain and development research confirms that the intellectual, psychological, and physical development of children do not run parallel. Even at age 7 there can be clear differences.

Elementary schools thus not only combine children with different social origins, nationalities, and religions but also with very unequal developmental speeds and other learning-related preconditions, children with and without disabilities.

An elementary school that claims to be a "school for everyone" must therefore develop learning and organization forms that consider this diversity an opportunity. Multi-age-group learning (IYL) provides a good possibility to do just that.

Using the mobile furniture, the learning room shown here can be easily adjusted for all needs and work forms. Chairs with easily adjustable foot rests allow students of different sizes to sit comfortably, ergonomically, and securely at a uniform height, which helps them keep a better overview of the room. The triangular tables can be configured in numerous arrangements and group constellations.

The adjoining specialized room can be used for the more focused study of learning materials or for undisturbed meetings, for example with parents.



specialized room



Group instruction with specialized areas



THE CLUSTER MODEL

EVERYTHING AND EVERYONE UNDER ONE ROOF.

This building section houses several age groups in classrooms and group or specialized areas. The heart of such a cluster is an area that serves both as a learning and lounge zone in the centre of each floor. Team rooms, sanitary and storage possibilities are well integrated.

The flexible furnishings and the universally usable rail panel system provide every individual classroom with the possibility of flexible instruction in the various social forms. The additional large specialized area permits students of several classes to work individually at the same time.

A team room on every floor serves as a retreat for the pedagogues in order to work with focus or to recharge.



Self-learning centre



Team room



The modular media work stations are equipped with outlets and network plugs. The acoustic back walls can also be used as bulletin boards.






Lounge area



The cabinet system offers many different modules and surfaces for the individual design of hallway areas.



Wardrobe



LEARNING WITH FRIENDS.

Learning does not work without friends. A prerequisite to this is a philanthropic attitude that encourages friends to learn together.

HOW DOES LEARNING WORK?

The brain is not a muscle. We can practice and train it as much as we want because we learn by building relationships - with objects and people. Every time we discover something which is important for us, it "gets under our skin" and so-called emotional centers are activated in our brains. They lie in the center of the brain and are connected to all other areas.

WHAT EFFECTS DO FEELINGS HAVE ON LEARNING?

If the emotional centers are stimulated, chaos ensues in the areas that are responsible for regulating the body. This then expresses itself in feelings: The heart begins to race, we break into a sweat, it becomes hard to catch our breath, or we become weak in the knees. These are the somatic markers that occur when something "gets under our skin". And when we find a solution, this chaos becomes order again. This releases neuroplastic neurotransmitters which act like "fertilizer" and stabilize all the networks in the brain that contribute to the solution of the problem. For this reason, we can only learn something permanently when it is emotionally charged, i.e. is fun. Only when the emotional centers are stimulated - for instance when we manage to do something well or we have a "lightbulb moment" - are all the neurotransmitters released that result in plastic remodeling processes in the brain.

SO WHAT SHOULD BE DONE?

We should develop a culture of interaction with each other in which we do not put each other down or treat each other like objects but meet each other as subjects. We can do this by inviting, encouraging, and inspiring others to want to create another even better experience. There are people who not only manage to encourage other people but even inspire them because they enjoy igniting a spark in others. They reawaken the desire in others to open up again, to start something new, to open their eyes. And the wonderful thing about it is that somehow this always seems to work.

„ALL PEOPLE START THEIR LIVES AS
DISCOVERERS AND DESIGNERS.
THEY SHOULD NOT END UP AS OBJECTS IN THE
EDUCATION AND TEACHING METHODS OF OTHERS.“

(Dr. rer. nat. Dr. med. habil. Gerald Hüther,
Neurobiologist, Chairman of the Academy for Potential Development)

SELF-LEARNING CENTRE

In addition to specialized and multi-function rooms, self-learning centers provide the ideal supplement for self-directed deeper study of the material. Here, students can retreat into a relaxed, homey atmosphere or work together in teams. Different zones for research, communication, or work are characteristic. Libraries and media centers are generally part of a self-learning centre for secondary levels I and II. Communication and rest areas should be acoustically separated from each other, without the room losing its clear structure. In this way, one or two teachers are enough to monitor the class room. Due to the size of most self-learning centers, they can even be used for smaller events.



LEITZ
LEITZ
LEITZ
LEITZ
LEITZ


ROOM IN THE ROOM



**RIGHT IN THE MIDDLE OF IT
AND YET UNDISTURBED.**

The extraordinary thing about this room is the large rotunda-like structure, the outside of which acts as a library and offers both shelf space and individual work places. Its interior is acoustically shielded and offers the students a protected retreat for reading and relaxing. Due to its size, the inside area can also be used for presentations and discussions of entire learning groups.

Grouped around it are places for various work forms from individual and group work to internet research. The individual work places have lower acoustic separators which facilitate focused work free of interruptions.

Communication islands with flexible sitting elements and mobile book carts invite interactions in small or large groups. Despite the various possibilities, it is easy to have a full overview of the entire room due to its clear organization and zoning.





ATRIUM

A GOOD LEARNING CLIMATE BEGINS WITH THE RIGHT ENVIRONMENT.

There are various theories of how people can acquire and absorb new knowledge successfully. All of them have one thing in common: people like to learn and meet where they feel at home.

This self-learning centre in the atrium is used as a zone for meeting, communicating, learning, and relaxing.

Between the library and the various areas for large and small groups, there is a central rest area with comfortable sofa islands. The high, sound-absorbing backrests invite students not only to relax but also to interact with each other. They do not disrupt the surroundings and are neither disrupting in and of themselves.




Panel end desks provide space for spontaneous meetings of large or small groups. Media work places with integrated electric and network outlets permit uncomplicated fast internet research.








The elements of the flexible wall board system can be shifted, turned, or taken out and be used in a flat orientation for joint work.





LEARNING LANDSCAPE

A LEARNING UNIVERSE WITH A CALM CENTRE.

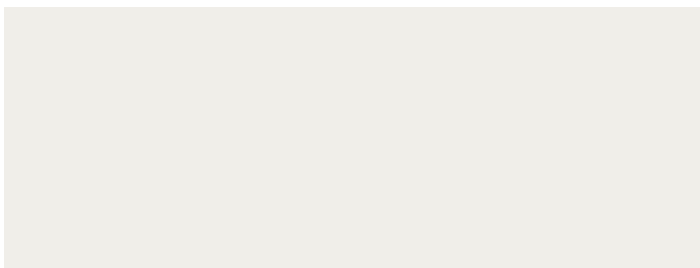

All around the rotunda-like acoustically shielded rest area, the library shelves are arranged in a star-shape. You can also find social areas around it: IT work stations, communication zones, retreat areas, and group work places.

An interesting thing about this variant are the three separate in-depth study rooms which can be used for group and specialized work as well as for meetings of the pedagogues or with parents.

REMODELING

ONLY ONE STEP TO THE SELF-LEARNING CENTRE.

This former specialized classroom was converted into a self-learning centre. The room, which is always used under supervision, contains a library and media centre, as well as several possibilities for group work and interaction. The second, adjoining room can be used for presentations and separate group discussions.



ROOM SIZE:
self-learning centre 13.0 m x 8.0 m
specialized room 8.0 m x 8.0 m



The nook cube with Tidy-boxes is open on all sides and can be used as a mobile island for teaching materials.



INTEGRATION OF TRAFFIC AREAS

THE LEARNING CONCEPT MOVES INTO THE HALLWAYS.

This group room is special in that it integrates the hallway areas. With this form of expansion of the learning areas, the challenge is not only to integrate the hallway in an optically and functionally meaningful manner, but also to meet the specific regulations for hallway areas (for example evacuation paths, fire safety regulations). The room should be used as flexibly as possible by students in different classes. It serves the students as a central lounge area for interacting in and as a protected retreat area for relaxing in as well as being a good place for internet research, group work, or as a meeting point for the morning circle.




Zoning for conference




Zoning for morning circle





Hallway area with zoning for groups- and partner work

Stackable tables and chairs make room for many ideas. The casters on the table feet make it easier and faster to remodel the areas for any occasion.



CAFETERIA

The cafeteria or dining hall has an important social function beyond merely providing a venue for eating together. Especially in all-day school, it is a place to meet, relax, and recharge. In order to create a sense of comfort in rooms as big as this, acoustics play an important role in the design. Frequently, the cafeteria area is also combined with the lobby and event area and used for extracurricular activities.

The cafeteria is correspondingly zoned in the different organizational models and supply systems. Depending on how the food or cooking are integrated into the pedagogic concept of the school, open cooking stations for students can also be integrated.





CAFETERIA

A MEETING POINT FOR EVERY TIME OF THE DAY.

This cafeteria of a school with all-day care is directly connected to a canteen. Two snack counters - with and without staff - ensure short distances and help prevent lines, even during peak times.

The inviting atmosphere of the cafeteria is created by the harmonic colour palette and the natural materials, such as domestic wood from sustainable forestry.

The integrated lounge elements are equipped with hygienic, washable materials which are extremely resistant.

The generous zoning of the room allows for flexible changes and offers plenty of retreat possibilities. The cafeteria is a popular meeting point not just during the day but also during evening events.





The texture of Pagholz® chair seats is both appealing and extremely resistant. The school logo is located on the back side of the backrests.






CAFETERIA & ASSEMBLY HALL DAILY NUTRITION AND EVENING PROGRAMME ALL IN ONE.

The large cafeteria can be divided in two by a built-in retractable wall to produce space for an assembly hall with a variable podium and stackable auditorium seating.

During its secondary use, the cafeteria can continue to operate independently and uninterrupted in the separate area.

The self-service area next to the service window also provides the possibility of enjoying snacks and beverages even when the cafeteria is closed.

The mobile podium and step elements work together to provide a sturdy and safe stage.



TEACHER'S WORK AREAS

The everyday life of pedagogues has changed greatly with the introduction of new learning concepts and especially all day care. Many teachers used to do much of their work at home in peace and quiet; now it is done at the work place onsite. The teacher's lounge thus has to adapt and create zones for many different needs: whether fixed or flexible work places, meeting islands or separate meeting rooms - from uninterrupted work to conferences, everything must be possible. A tea kitchen or the comfortable lounge elements form retreat areas in which to unwind and interact with colleagues in a relaxed setting. Important points for the planning are, for example, centralized or decentralized learning location, teacher's distance from students, personalized or non-personalized work places.







TEACHER'S LOUNGE

REDEFINING THE TEACHER'S LOUNGE.

The teacher's lounge meets all essential requirements for a modern teacher's lounge in a cleverly zoned room. In the entry area, directly by the teaching plans, the communicative kitchen corner provides a possibility for everyday interaction. Lounge sofas, which offer a spacious and quiet retreat area, invite the teachers to relax and hang out.

In the centre of the room is an open hexagon which houses the teacher lockers and wardrobe on its outside. On the inside, there is a sound-proof retreat zone for undisturbed work or brief meetings. The individual work places are located in the honeycomb-shaped, modular COMBi system. Its sound-absorbing separating walls offer the possibility to use the room very individually and give each teacher the optimal privacy.

The personal teacher caddies support a flexible pool formation for these work places.



The mobile caddies can be locked and let teachers store personal items onsite.



TEACHER'S LOUNGE WITH MEETING ROOM

PROFESSIONAL AND PERSONAL - LINKED AND SEPARATE.

This concept gives pedagogues everything they need, both for communicative interaction and for work. Sound-absorbing walls not only divide the room into several small groups but also absorb the noises in the room.

The generous lounge and kitchen area close to the entrance catches newcomers and splits the room into communication and work areas. An additional, separate meeting room provides the fitting framework for small meetings, presentations, and conferences in a protected space.






LARGE TEACHER'S LOUNGE
**ITS TRUE GREATNESS
LIES IN ITS LAYOUT.**

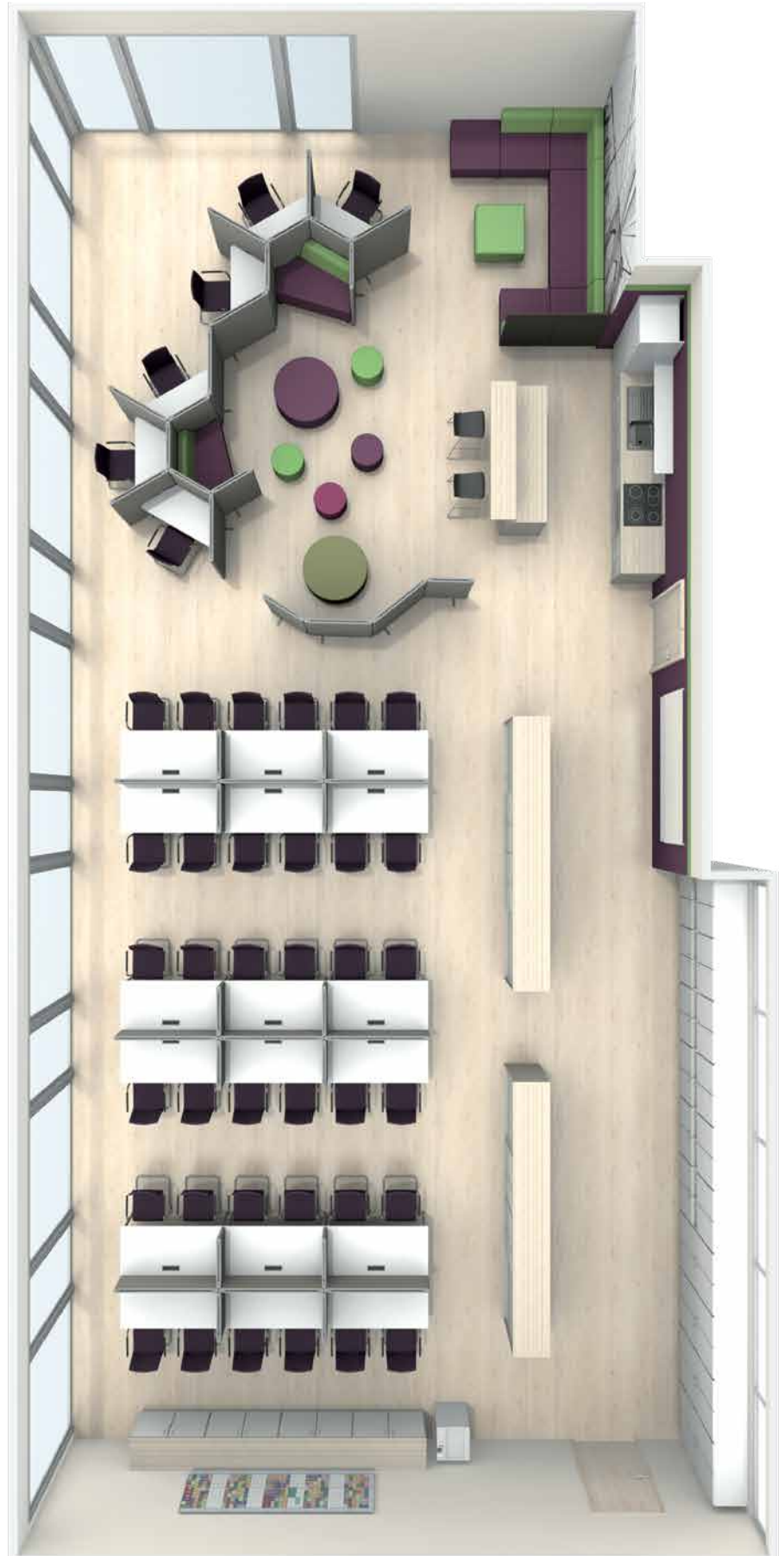
A clear structure and zoning is necessary merely due to the enormous size of this room. It houses the work places for 42 pedagogues. Acoustic barriers and half-height cabinets separate work space from traffic zones and communication areas.

A comfortable communal area for interaction, protected individual work places for concentrated work, and flexible retreat areas in which to study individual topics in depth ensure that everyone can find the right place for his/her current needs.





The shape of the comfortable upholstered furniture fits with the honeycomb structure of the separating walls. In combination they produce protected retreat areas.





TEAM ROOM

ALL TOGETHER AND EACH TO HIS OWN.

The generous, open design of this team room for 10 pedagogues and 4 special pedagogues provides all possibilities for focused work, isolating the teachers from their colleagues.

The individual work places are protected by half-height acoustic separating walls, the walls of the meeting room are made of glass and the lounge area is separated by a semi-transparent space separator.

All work places are equipped with electric outlets. For this reason, separate IT work stations were foregone. Pharmacy cabinets with vertical drawers offer plenty of storage space.



The vertical pharmacy cabinets at the work places offer clear organization and save on unnecessary digging in drawers.

ROOM SIZE:
Working and meeting 16.5 m x 6.5 m
Lounge 5.5 m x 3.0 m




TRIPLE TEACHER'S LOUNGE
**NOT JUST A
TEACHER'S LOUNGE -
A TEACHER'S SUITE.**

The fact that everything a faculty needs can be cleverly fit into a single room, does not mean that this is the only way. This interior design concept includes 3 rooms connected to each other for the different teacher areas.

The snack area, which looks like a café, invites you to withdraw completely from the work area during breaks. The generous lounge area also permits moments of relaxation without having to think of the schedule. A separate, protected room permits undisturbed, smaller meetings, for example parent-teacher conferences.

The work area is zoned and equipped to permit focused work everywhere despite the high density of the work places.



ROOM SIZE:
Working 10.0 m x 11.5 m
Lounge/snack bar 12.0 m x 11.5 m



PRODUCTS AND MATERIALS

Every day poses new challenges in terms of functionality and durability of furniture in the educational field. For more than 80 years, we have been working on ideas for high-quality educational furniture which will brighten your day for a long time. We have developed new materials, innovative production methods, and intelligent detailed solutions which have made learning and teaching more comfortable and safer.

And with all due humility - we are quite proud of this. We will present an overview of a part of our selection on the following pages.



SITTING



FLEX-Z

- Ergonomic plastic seat from robust polypropylene in 7 attractive colours
- The shape additionally supports reverse sitting, saddle sitting, and relaxed sitting
- Channel for ventilation and spine relief
- Three-dimensional sitting with Z-frame
- Floorsafe® floor-protectors save the floor by keeping the metal glider off the floor.

FOOT REST STOOL

- Stool developed specifically for instruction at eye level
- Foot rest from solid plastic
- tool-free one-handed operation of foot rest
- Tilt protection in the front area of the chair
- Can be combined with Flex-plastic shell or Pagholz® shell



LINKABLE STACKING CHAIRS

- Solid beech multiplex shell, environmentally friendly paint
- Optional seat with optional, durable, colorful CPL coating
- With optional seat and backrest cushion
- Also stackable with cushions due to stacking grooves
- Linkage for chair rows

CUSHIONED FURNITURE

- Modern design
- Free combination of individual modules possible
- High backrests function as space dividers and offer sound-protection
- Large selection of tough, low maintenance covers
- Optional textiles in B1 quality

WRITING



S-SHAPE TABLES

- Modern and unusual tabletop
- Solid welded frame
- Frame sizes for all age groups
- Floor protection with level compensation
- Optional casters

TRIANGULAR TABLES

- Ideal table for group work with 2 - 8 people
- Solid welded frame
- Frame sizes for all age groups
- Floor protection with level compensation, optional casters
- Optional ASSODUR® desktop, specifically designed for everyday school life



STACKABLE TABLES

- Tables easy to stack from front due to special frame construction
- Can be placed together seamlessly
- Optional ASSODUR®, Woodmark, or Woodplac tabletops, specifically designed for everyday school life
- Frame sizes for all age groups
- Floor protection with level compensation, optional with 2 casters

FOLDING TABLE

- Easy to fold and easy to stack due to hard rubber buffer
- Available with appropriate stacking cart
- Tabletop with multi-layer melamine resin coating, thus scratch and impact resistant as well as glare-free
- Optional with ASSODUR® edge
- Optional with recessed solid wood apron (covers folding mechanism)

WORKING




PANEL END DESKS

- Combination of table and bench with side panels
- Available in different heights and widths
- For tables in standing height with pipe as foot rest
- Especially robust construction
- Benches also with optional cushioning

MEDIA CENTERS

- Can be placed freely in the room
- Integrated electrical and network outlets
- Hidden cable ducts
- Modern construction with side panels
- Two work places in standing height



MEDIA WORK PLACES

- Modular design
- Electrical and network outlets possible
- Back wall can be used as a bulletin board
- Large storage compartment in top area
- Table heights adjustable for ISO sizes 4-7

SLIDING CHALKBOARDS

- Light chalkboard elements, removable from rails
- Ideal for group work on site and later presentation of results
- Chalkboard can be placed flat on tables
- Edge protection with elastic ASSODUR® edge
- For mounting on wall or integrated in cabinet walls

ZONING AND STORAGE



COMBi

- Acoustic partition wall system for zoning work areas and separating individual work places
- Special construction of walls reduces noise impact in room due to sound dampening
- Foldable feet
- Linking system to connect walls to each other
- Integration of electrical outlets possible



CADDY

- Multi-functional use as storage space room at table, space divider, or small counter
- 2 versions: caddy open on one side or open on both sides and lockable caddy
- Optional with whiteboard surfaces on sides
- Sound-absorbing back wall contributes to the minimization of noise
- Linking system to connect several caddies, for example into one material cabinet



PHARMACY CABINETS

- Vertical container with lots of storage
- Visual protection for more privacy
- Also suitable for use as counter for brief standing meetings in work place
- Full extension on easy-run rollers
- Variants with Tidy-boxes



HALLWAY CABINETS

- Modular design
- Integration of seating niches without blocking escape routes
- Perfect use of space by use of top-mounted cabinets
- Large selection of interior equipment
- Optionally made from B1 board material

A GOOD EXAMPLE. FOR EDUCATION.

Careful use of resources expresses our belief that quality and sustainability belong together. As furnishers for educational institutions we have a special responsibility: our products influence coming generations.

This is exactly why we are committed to treating nature and the environment well by operating far below the legally permitted emissions limits:

- not using tropical wood
- not using substances containing solvents
- operating far below the legally permitted emissions limits
- producing minimal dust and noise pollution
- reducing packaging
- disposing of our waste efficiently

We are happy when this commitment is rewarded: our products receive numerous quality seals and certificates. This motivates us every day to implement safety and quality and to work on the many new developments which we make transparent - through regular controls by independent certifiers and in our own laboratory.

Because quality is the standard for us. Today and tomorrow.





OUR MOST IMPORTANT TOOL: THE EAR.

When we at A2S develop a new product, we first work with our ears. Our experience tells us: Our customers know exactly what requirements the ideal chair or table must meet. For this reason we take the time to listen to them in peace and quiet.

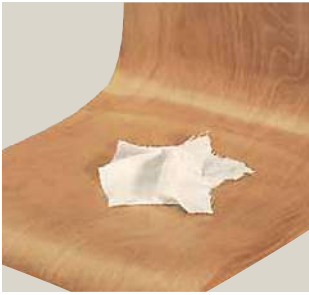
The result is furniture like Flex which makes flexible learning possible and can stand up to the rigors of everyday school life. Flex is full of intelligent ideas: its waisted backrest permits sitting on the chair in reverse to keep its "owners" healthy and in motion. And its floor protection not only saves floors but also nerves.



And Flex is only one of many examples in which you can see: we love to learn from our customers for planning and realizing our chairs and tables.

Our field service will advise you during the planning and conception of your rooms and will integrate all your wishes and requirements. So that you can get a more vivid idea of how life and work will change with our ideas, we provide you with photorealistic renderings for your projects. In this way we create rooms just the way you imagine them - with A2S as your competent partner.





resistant to chemicals



stain- and abrasion-resistant



inflammable, self-extinguishing



resistant to scratches and wear



shockproof and unbreakable



Lightfast

PAGHOLZ®

Everywhere furniture needs to withstand heavy use, we rely on PAGHOLZ®, our own invention.

Thin layers of veneer are elaborately prepared for PAGHOLZ®, then dyed and soaked in resin. Only then do we press them into the desired shape under application of heat with up to 2,000 tonnes of pressure.

PAGHOLZ® provides the natural appearance of solid wood and much more:

- keeps its shape beautifully
- high level of scratch- and wear-resistance
- resistant to breaking and impacts
- stain- and abrasion-resistant
- lightfast and chemically stable

What this means for you: an easy to clean and inflammable, self-extinguishing material that can even be weather-proofed with special resins.

And you can be sure of this: we only use native beech trees from stocks that are carefully replanted. And, of course, all PAGHOLZ® products are especially durable and recyclable.



FLUSH LASERED EDGING

We developed a new finishing method for square edges and the more rounded edges of polypropylene on furniture: the flush lasered edge. In this, edges are welded directly onto the tabletop using laser technology, leaving them flush and extremely wear-resistant.

The benefit for you: no more visible glued joints that could come unglued on the edges. And thanks to the flush edging, these pieces of furniture are also especially durable and resistant to moisture, especially water vapour – practical for art class, for example.



flush lasered edging

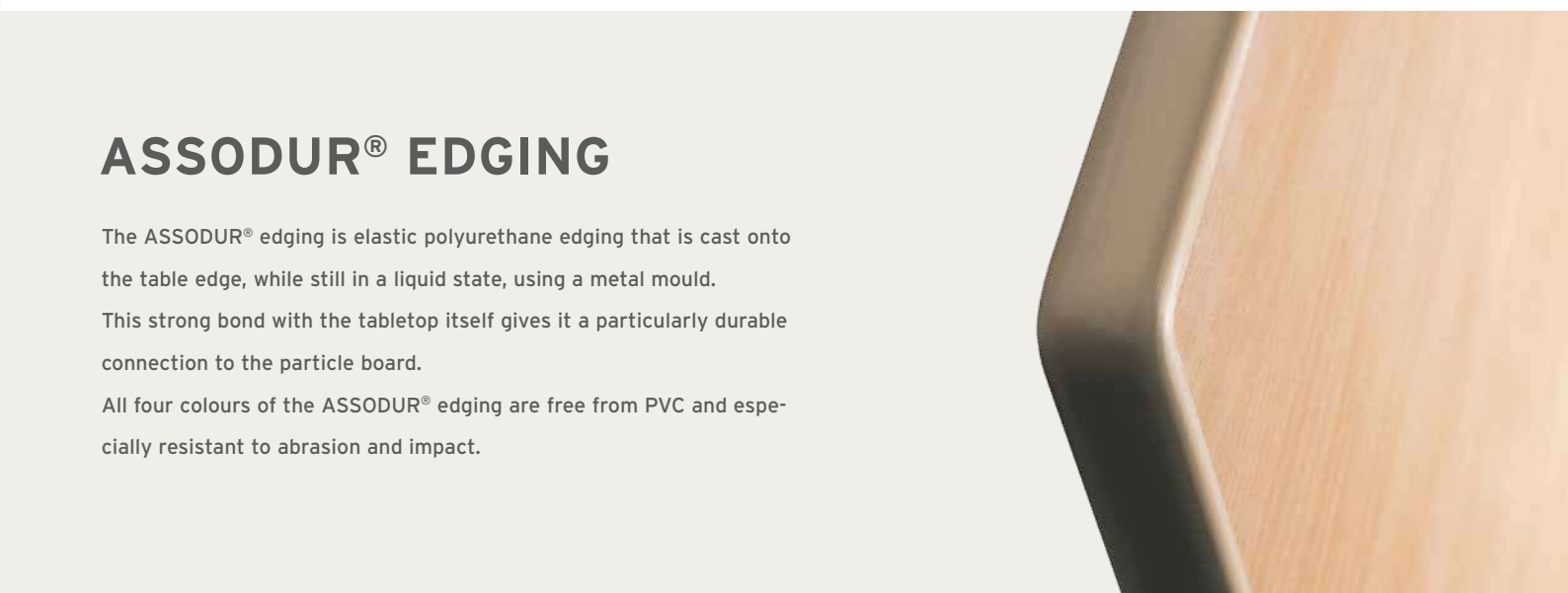
conventional
glued edging

ASSODUR® EDGING

The ASSODUR® edging is elastic polyurethane edging that is cast onto the table edge, while still in a liquid state, using a metal mould.

This strong bond with the tabletop itself gives it a particularly durable connection to the particle board.

All four colours of the ASSODUR® edging are free from PVC and especially resistant to abrasion and impact.



SOLID WOOD EDGING

A2S solid wood edging is firmly glued to the particle board, looks high-quality and protects the edges which are exposed to wear and tear. For those who are after the highest standards, we offer our profiled edges – in this case, the particle board is additionally

coated on both sides with a 0.8 mm thick HPL strip. This wear-, scratch- and impact-resistant HPL coating is flame-retardant and food-proof, and also environmentally-friendly thanks to the sustainable origin of the raw materials.

A2S TABLETOP

When students need to let off some steam, the table they sit at needs to be especially resistant to wear, scratches and impact. It is for this precise reason that we cover all our tabletops made from particle board and the standard A2S finish with several layers of a robust melamine resin. In this way, school furniture not only withstands the rough and tumble of everyday school life, it is also easy to clean and extremely anti-glare.



WOODMARK®

Special resins ensure break-resistant quality for our MDF laminates. We compress the upper and lower layer of the wear-resistant, melamine resin-coated finish layer with the board, applying high levels of pressure and heat in a metal mould. This makes the Woodmark® surfaces highly resistant to abrasion, scratches and impact. Thanks to the A2S texture, they are unique, anti-glare and easy to clean. Rounded edges reduce the risk of injury.

WOODPLAC®

Our Woodplac® tabletops made from solid beech Multiplex are veneered with finishing layers or with optional genuine wood veneers for an elegant look. The surface is always covered with multiple layers of melamine resin, making them especially resistant to wear, scratches and impact. The anti-static, splinter-free and anti-glare tabletops with gently rounded edges are less susceptible to potential damage and reduce the risk of injury.

FLOORSAFE®

reduces damage to the floor and the risk of slipping when tilted. This significantly lowers the noise level and is not only easier on the nerves, but also on the classroom floor. The screws are secured from the top to prevent scratches to the floor. And when something really does need replacing, it's quick and easy to do so.



HOW YOU CAN REACH US

A2S Furnishing Systems
ASS Einrichtungssysteme GmbH
Po. Box 1154
96338 Stockheim
Germany

Tel. +49 9265 808-0

Fax +49 9265 808-201

Email info@a2s.com



DER BILDUNGSEINRICHTER.

WWW.A2S.COM